










MAPLE HAUS USA ENGINEERED FOR MULTI-FAMILY PROJECTS

Customized material, door style, color, and cabinet box options are available based on project requirements.

We offer personalized specifications and color-matching services (lead time for custom color matching is approximately 2 weeks).

DOOR STYLE		FEATURE & APPLICATIONS
	<ul style="list-style-type: none">- Slab door- Melamine- Particleboard / MDF	Economical / Durable
	<ul style="list-style-type: none">- Standard shaker- Melamine- MDF	Traditional / Value
	<ul style="list-style-type: none">- Slab door- High-durability PET- MDF Only	Low-Maintenance
	<ul style="list-style-type: none">- Slab door- Painted finish (5 Sided)- MDF Only	Premium / Seamless
	<ul style="list-style-type: none">- Standard shaker- Painted finish (5 sided)- MDF Only	Classical / Standard
	<ul style="list-style-type: none">- Slab door- HPL / Laminate- Particleboard / MDF	Heavy Duty / Tough
	<ul style="list-style-type: none">- Slab door- Wood veneer- MDF only	Natural / High-End

DOOR STYLE



SLAB



SHAKER



SLIM SHAKER

CABINET BOX CONSTRUCTION

Cabinet Construction

Standard: 18mm Melamine Particleboard (Best Value)

*Upgrade Option:
18mm Melamine Plywood

Exposed Panels

Base / Wall cabinet side
Panel matches the door finish

*Floor-length side panel
is available

Cabinet Interior Finish

Standard colors:
White / Light Grey

Edge Banding

Front edge banding
matches the door finish
for a unified appearance

Toe Kick

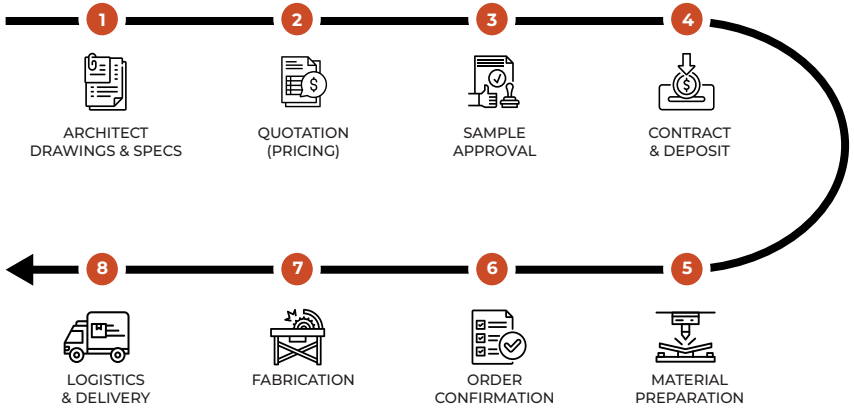
- Matching finish toe kick
(same finish as cabinet doors)
- Aluminum toe kick
(brushed or matte black finish)

Hardware System

- Hinges
Standard: DTC Soft-close hinges
- Drawer Slides
Standard: DTC Soft-close metal
drawer slides

**Final compliance subject to project drawings.*

PROJECT WORKFLOW



PRODUCTION FACILITY



Main Location

Miami, FL

- Custom Cabinetry
- Semi-Custom
- Large Volume
- Local Production
- Showroom



NW Location

Hialeah, FL

- Production Facility
- Materials / Supplies
- Carpentry Services
- Showroom

PRODUCTION CAPABILITIES



- 50,000 Sq. Ft.+ Production
- Material Warehouse
- 5 Production Lines




DELIVERY OPTIONS

PACKAGING (PRE-ASSEMBLED)



SHIPPING & INSTALLATION



PROJECTS



WHY BUILDERS CHOOSE MAPLE HAUS USA

→ Local Production + Dual Supply Chain

United States manufacturing focused on speed and cost.

→ Predictable Lead Time

Lead time is measured from final shop drawing approval and PO/deposit release.

→ Fast Quoting + Multiple Door Styles + Pre-Assembly Service

Reduce coordination time and simplify job site installation.

COMPLIANCE SNAPSHOT

Regulatory & Environmental Compliance

- Formaldehyde / Emissions Compliance:
TSCA Title VI & CARB Phase 2 compliant
- Sustainability & Materials
FSC® Certified materials available upon request

Quality & Industry Standards

- Certificate of Insurance (COI) available upon request
- (General Liability & Workers' Compensation - support available)





MAIN OFFICE

3360 NW 110TH STREET. MIAMI, FL 33167

NW SHOWROOM

200 W 24TH STREET. HIALEAH, FL 33010

305-307-1770

CUSTOMERSERVICE@MAPLEHAUSUSA.COM

WWW.MAPLEHAUSUSA.COM

